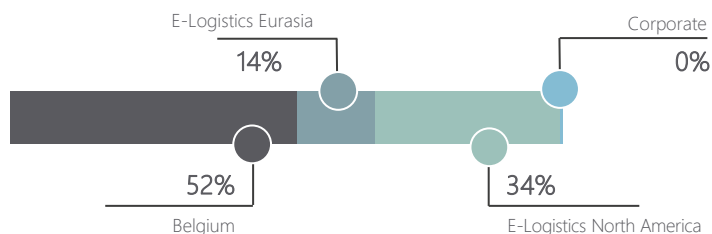


Our company

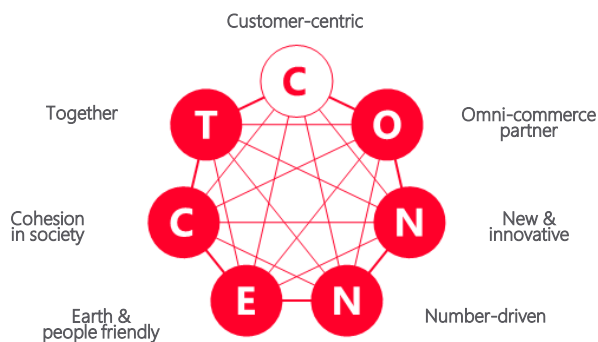
5.7 million letters per day
582,000 parcels per day
1,314 Post offices and post points

% of 2021 revenues



Our strategy

PURPOSE
 Your trusted guide to connect in a changing world



Management team



Dirk Tirez
Group CEO



Jean Muls
CEO Belgium



Kathleen Van Beveren
CEO E-Logistics Eurasia



Henri de Romrée
CEO E-Logistics North America



Philippe Dartienne
CFO



James Edge
Chief Technology Officer



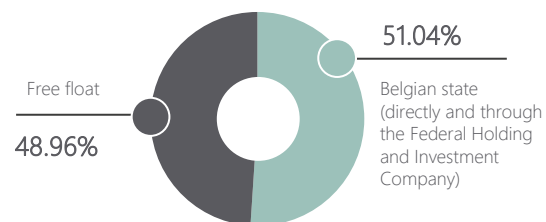
Nicolas Baise
Chief Strategy & Transformation Officer



Anette Böhm
CHRO

Shareholders

(situation as of 24 February 2022)



The share

- Listing: Euronext Brussels
- Index: DJ Eurostoxx 600
- Ticker: BPOST / BPOST.BR / BPOST.BB
- ISIN: BE0974268972
- Number of shares: 200,000,944

Results 2021

Adjusted¹ Revenues **€ 4.3bn**

Adjusted¹ EBITDA **€ 604.2m**
13.9%

Adjusted¹ EBIT **€ 349.3m**
8.1%

Adjusted¹ net profit **€ 246.6m**

Adjusted¹ FCF **€ 290.5m**

Adjusted¹ EPS **€ 1.23**

Latest results: 4th quarter 2021

€ million, Adjusted ¹	4Q20	4Q21	% Δ
Total operating income (revenues)	1,194.4	1,299.7	+8.8%
Operating expenses	1,081.0	1,148.7	+6.3%
EBITDA	113.4	151.0	+33.1%
Margin (%)	9.5%	11.6%	
EBIT	60.5	88.1	+45.7%
Margin (%)	5.1%	6.8%	
Net profit	52.1	65.3	+25.3%

Group key financial indicators

€ million, Adjusted ¹	2018	2019	2020	2021
RESULTS				
Total operating income (revenues)	3,850.2	3,837.2	4,154.6	4,333.7
Operating expenses	3,279.1	3,300.2	3,635.5	3,729.5
EBITDA	571.1	537.0	519.1	604.2
Margin (%)	14.8%	14.0%	12.5%	13.9%
EBIT	424.3	310.8	280.6	349.3
Margin (%)	11.0%	8.1%	6.8%	8.1%
Net profit	290.4	173.1	200.9	246.6

LEVERAGE & LIQUIDITY

Net cash / (net debt)	(344.8)	(779.9)	(495.2)	(470.3)
FCF ²	231.5	288.0	440.5	290.5

SHAREHOLDERS

Basic earnings per share (€, reported)	1.32	0.77	-0.10	1.25
Dividend per share (€)	1.31	0.62	0.00	0.49

OTHER INFORMATION

Capex	114.9	162.3	147.7	172.1
# FTEs & interims	36,109	35,377	38,639	40,339

¹ Adjusted figures are not audited

² Adjusted as from 2017